

NAVnet

TZ2
touch

TZ3
touch

Exporting and Importing Points,
Routes, Tracks, and Settings



Exporting/Importing Points, Routes, Tracks, and Settings






Files	Media	microSD	microSD	microSD/SD	USB Flash Drive(32GB or less)
	Port/Slot	Rear Slot	SDU-001 	USB Port/ PSD-003 	USB Port 
Points, routes, tracks, and settings: Export 		NO	YES	YES	YES
Points, routes, tracks, and settings: Import 		NO	YES	YES	YES

Table 1. Media options. All data is transferred via the USB port on the MFD.

Exporting/Importing Files




TZT2 v6.26 and lower	TZT2 v7 and up, TZT3 all
 Files >	 Files >
Export All Points & Routes >	Export User Objects >
External	USB 1
TZT2Export_20201204_165916.tzd Filename is date/time.tzd	TZT2Export_20201204_165916.tzd Filename is date/time.tzd

Table 2. Export shown. To import choose IMPORT and applicable file to import.

Note 1: Tracks must be turned off before they can be exported.

Backup/Restore Settings

TZT2 v6.26 and lower	TZT2 v7 and up, TZT3 all
 Files >	 Files >
Backup Settings >	Backup Settings >
Restore Settings >	Restore Settings >

When multiple USB storage devices are connected via a USB hub, the data will be saved to the first detected USB device.

END

Rev 12/18/2020