


FishHunter™ Drive Delivers Next-Level Autopilot Control

A partnership between Furuno and Suzuki

FishHunter™ Drive delivers all-new control features for boaters utilizing select Suzuki outboard models driven by the Furuno NavPilot 300 Autopilot. These new features offer enhanced autopilot controls for precision navigation of routes and advanced fishing features for anglers while jigging, or trolling. These new FishHunter™ Drive features are in addition to Furuno's conventional FishHunter™ modes, which offer unique navigation features for fishing, regardless of engine type.



Compatible Suzuki Outboards:

DF140BG/115BG, DF150AP/DF200AP/175AP, DF300AP/250AP,
DF350A/325A/300B

NAVpilot 300

Speed Control

The boat will maintain a constant speed, adjusting engine RPM as needed to account for changes in wind and tide.

Route Smoothing™

Decreases the speed of turns at waypoints while navigating an active route. Reducing speed when executing a turn helps keep the vessel on course.

Point Lock™

Allows the vessel to easily maintain a fixed position by controlling the rudder and throttle, countering the effects of wind and tide, which are constantly working to move the boat. An invaluable tool for anglers to maintain a fixed position while fishing a wreck or reef, and for boaters who occasionally must wait for a bridge to open so they can pass.

Auto Stop On Arrival

The NavPilot 300 automatically stops the vessel at the destination waypoint. When combined with the Point Lock™ feature, Auto Stop On Arrival allows the vessel to maintain a fixed position at the destination waypoint.

SABIKI™ Lock

Expands upon the NavPilot 300's SABIKI™ functionality by controlling both the rudder and throttle to maintain position, freeing the angler to focus 100% on jigging and other vertical fishing.

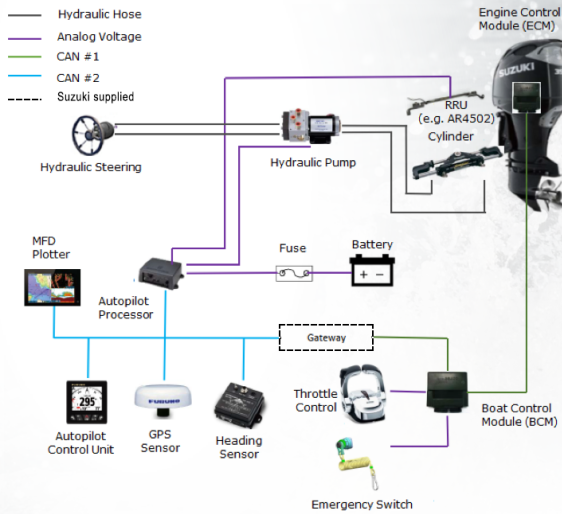
FURUNO

www.furunousa.com

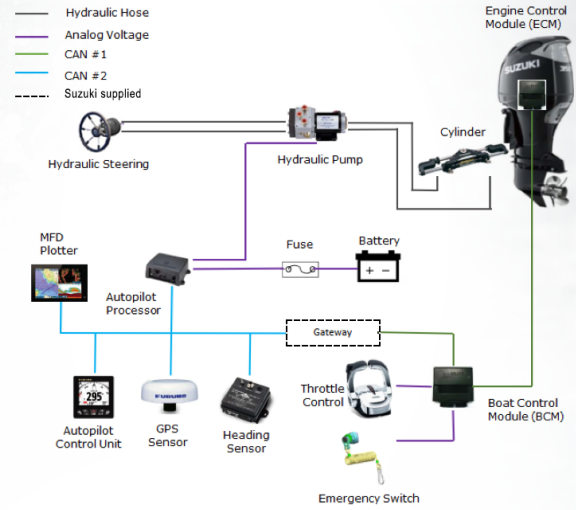

SUZUKI

Interconnections

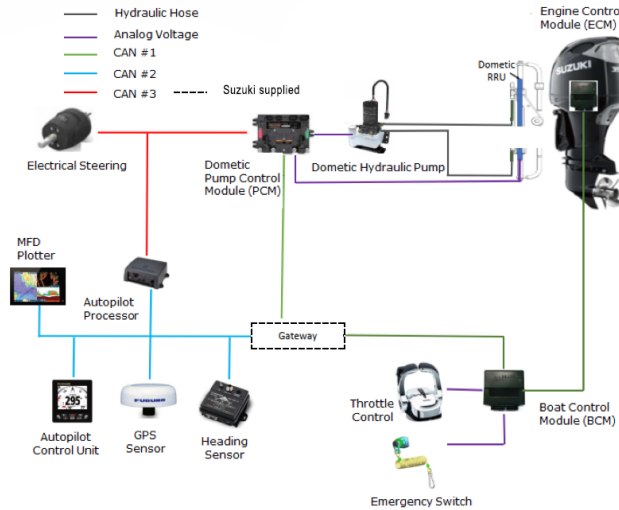
1. Reversing Pump Control for rudder (with Rudder Reference Unit)



2. Reversing Pump Control for rudder (without Rudder Reference Unit)



3. Dometic EVCS and Dometic Steering



Item	Requirement	
Engine	Suzuki Outboards	DF140BG/115BG, DF150AP/DF200AP/175AP, DF300AP/250AP, DF350A/325A/300B
	Supported Qty.	Max. 4
Autopilot	NavPilot 300	
Display Device	NavNet TZtouch3 series – TZT9F/12F/16F/19F ver. TBD NavNet TZtouch2 series – TZTL12F/L15F/2BB ver. TBD GP1871F/1971F – ver. TBD SMD series – SMD7/9 ver. TBD and SMD12/16 v6.17 For active route output to SUZUKI engines, autopilot mode display, etc.	
Navigation Data	Heading, position, and vessel speed sensors for autopilot control (MFD internal GPS does not meet all requirements, SCX20 recommended)	